



ಬೃಹತ್ ಬೆಂಗಳೂರು ಮಹಾನಗರ ಪಾಲಿಕೆ
Bruhat Bengaluru Mahanagara Palike



BBMP COVID-19 WAR ROOM BULLETIN – 05.07.2021

BBMP / COVID-19 WAR ROOM / BULLETIN – 469/ 05.07.2021 / #BBMPfightsCOVID19



ABSTRACT OF COVID-19 CASES IN BENGALURU

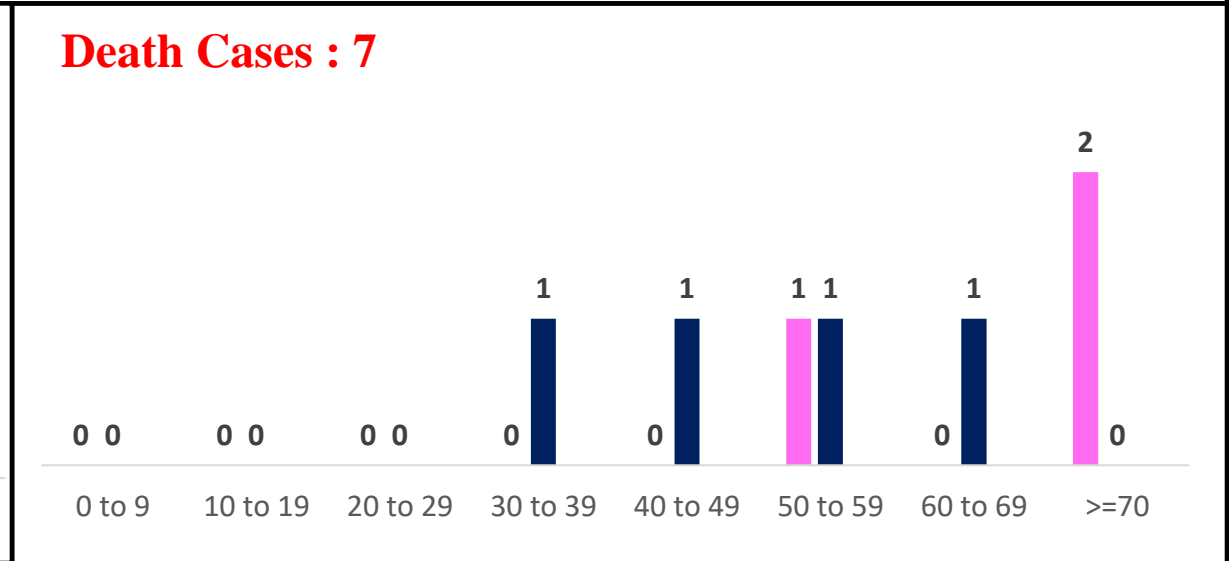
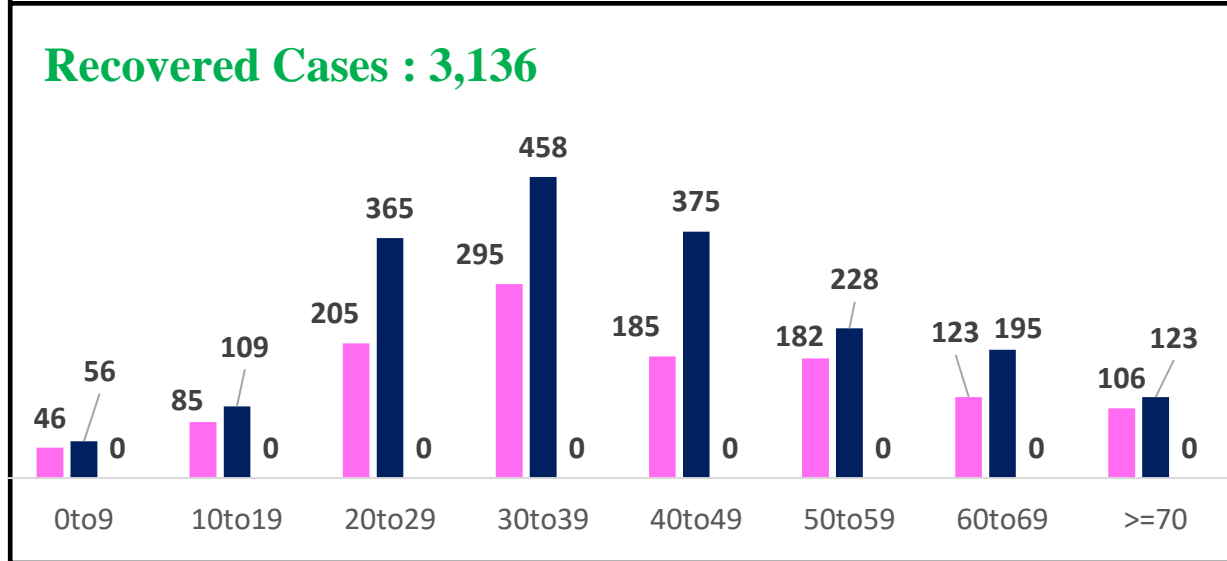
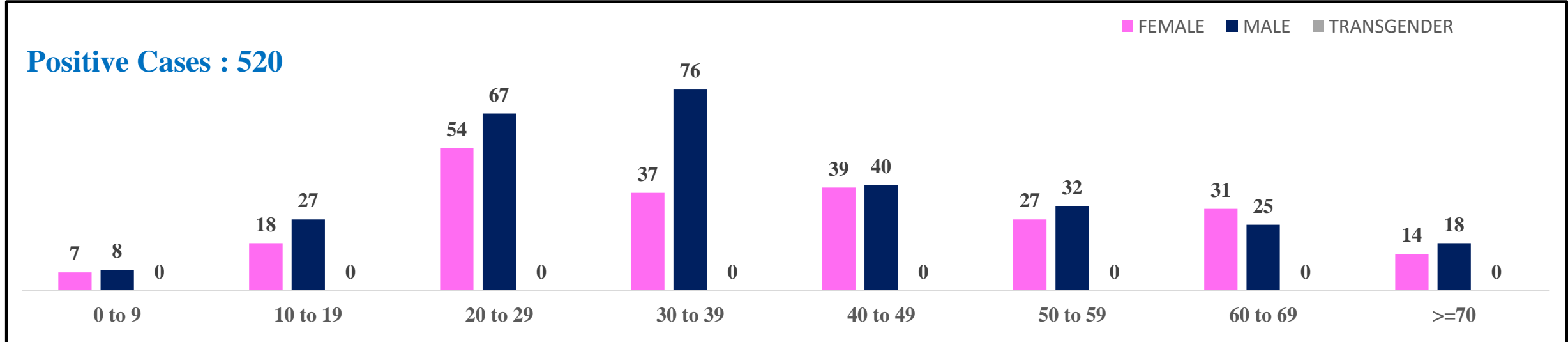


	MALE	FEMALE	TRANSGENDER	MALE	FEMALE	TRANSGENDER	TOTAL	
	Last 24 Hours	Last 24 Hours	Last 24 Hours	Cumulative	Cumulative	Cumulative	Last 24 Hours	Cumulative
Positive Cases	293	227	0	7,26,861	4,89,189	131	520	12,16,181
Recovered Cases	1,909	1,227	0	7,08,551	4,76,456	103	3,136	11,85,110
Death Cases	4	3	0	9,933	5,739	4	7*	15,676
Total Tests Done	In Last 24 hrs : 47,913					Cumulative : 1,50,74,642		
ACTIVE CASES					15,395			

* Covid deaths occurred today : 03 | Covid deaths occurred beyond last 24 hrs, reported today : 04



LAST 24 HOURS AGE GROUP AND GENDER WISE DISTRIBUTION





SNAPSHOT OF BENGALURU COVID-19 CASES IN LAST 8 WEEKS



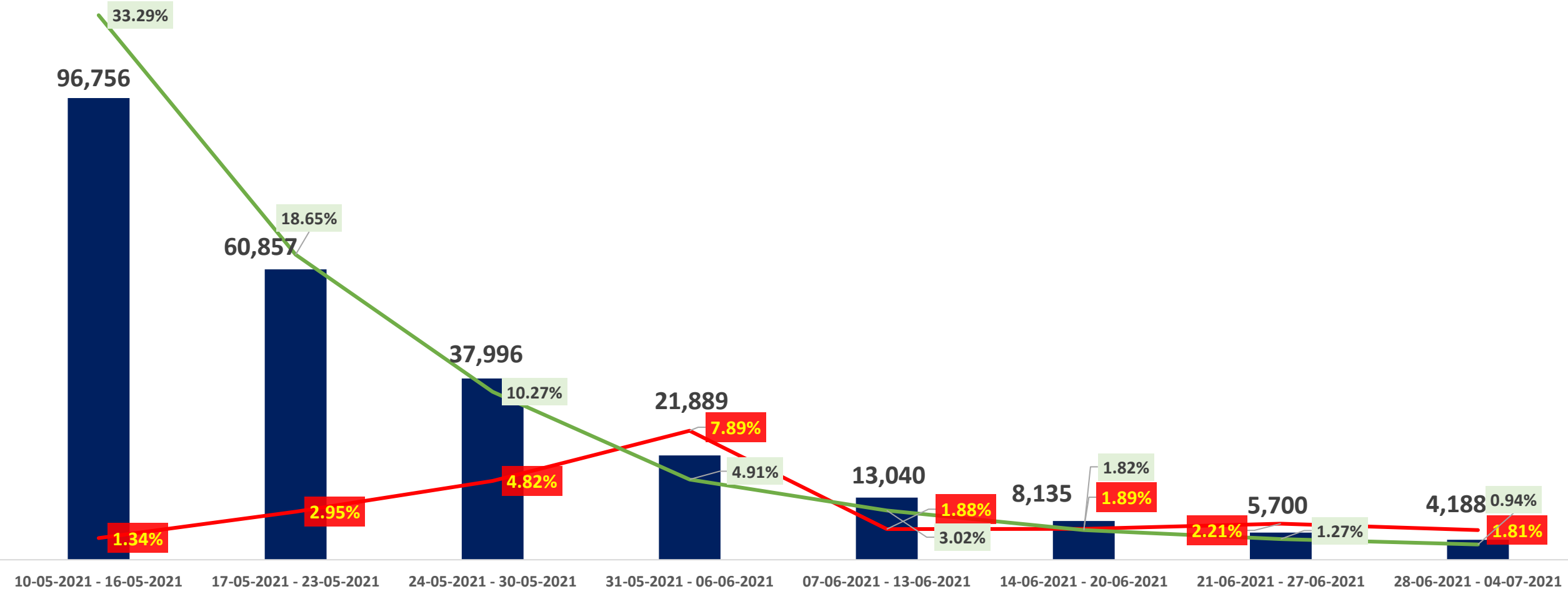
	10/05/21 TO 16/05/21	17/05/21 TO 23/05/21	25/05/21 TO 30/05/21	31/05/21 TO 06/06/21	07/06/21 TO 13/06/21	14/06/21 TO 20/06/21	21/06/21 TO 27/06/21	28/06/21 TO 04/07/21
Total Positive Cases	96,756	60,857	37,996	21,889	13,040	8,135	5,700	4,188
Total Recovered Cases	83,537	1,96,580	1,16,968	58,559	35,396	22,713	13,456	51,147
Total Death Cases	1,292	1,793	1,833	1,728	245	154	126	76
Case Fatality Rate	1.34%	2.95%	4.82%	7.89%	1.88%	1.89%	2.21%	1.81%
Total Tests Conducted	2,90,658	3,26,344	3,70,054	4,45,720	4,32,106	4,48,208	4,47,351	4,46,248
Positivity Rate	33.29%	18.65%	10.27%	4.91%	3.02%	1.82%	1.27%	0.94%



POSITIVITY AND MORTALITY RATE OF BENGALURU – LAST 8 WEEKS

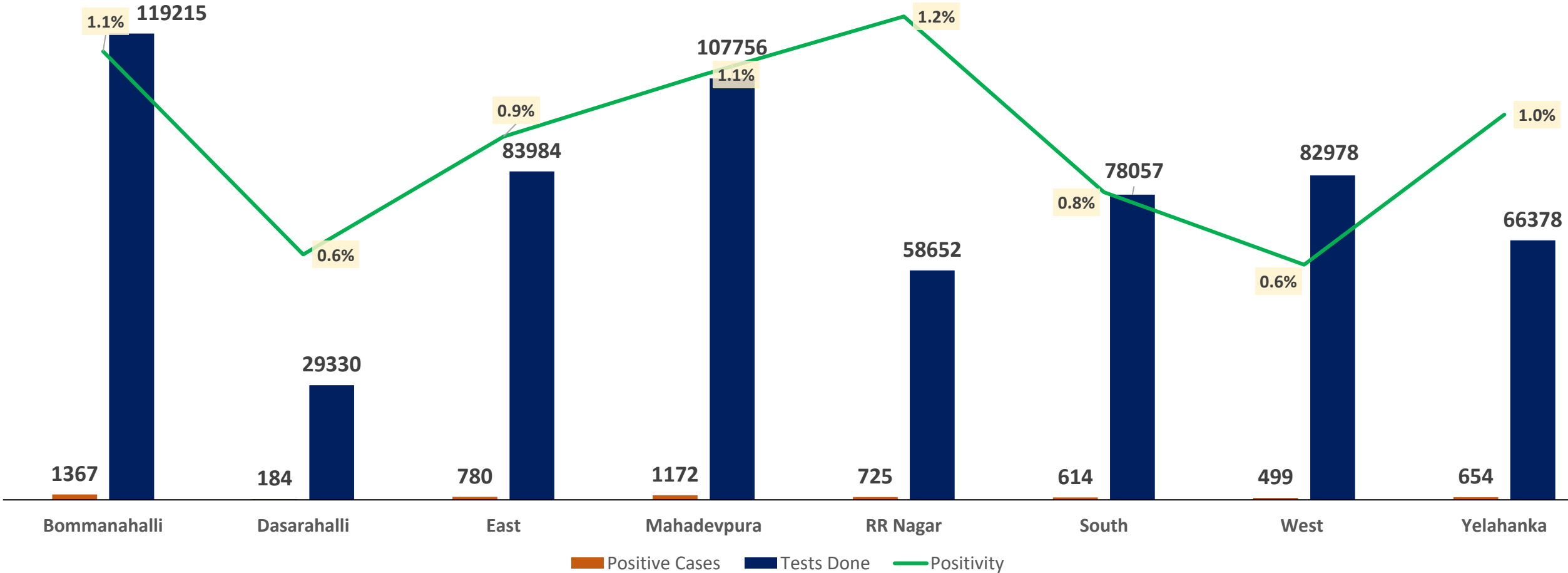


■ Total Positive Cases — Case Fatality Rate — Positivity Rate



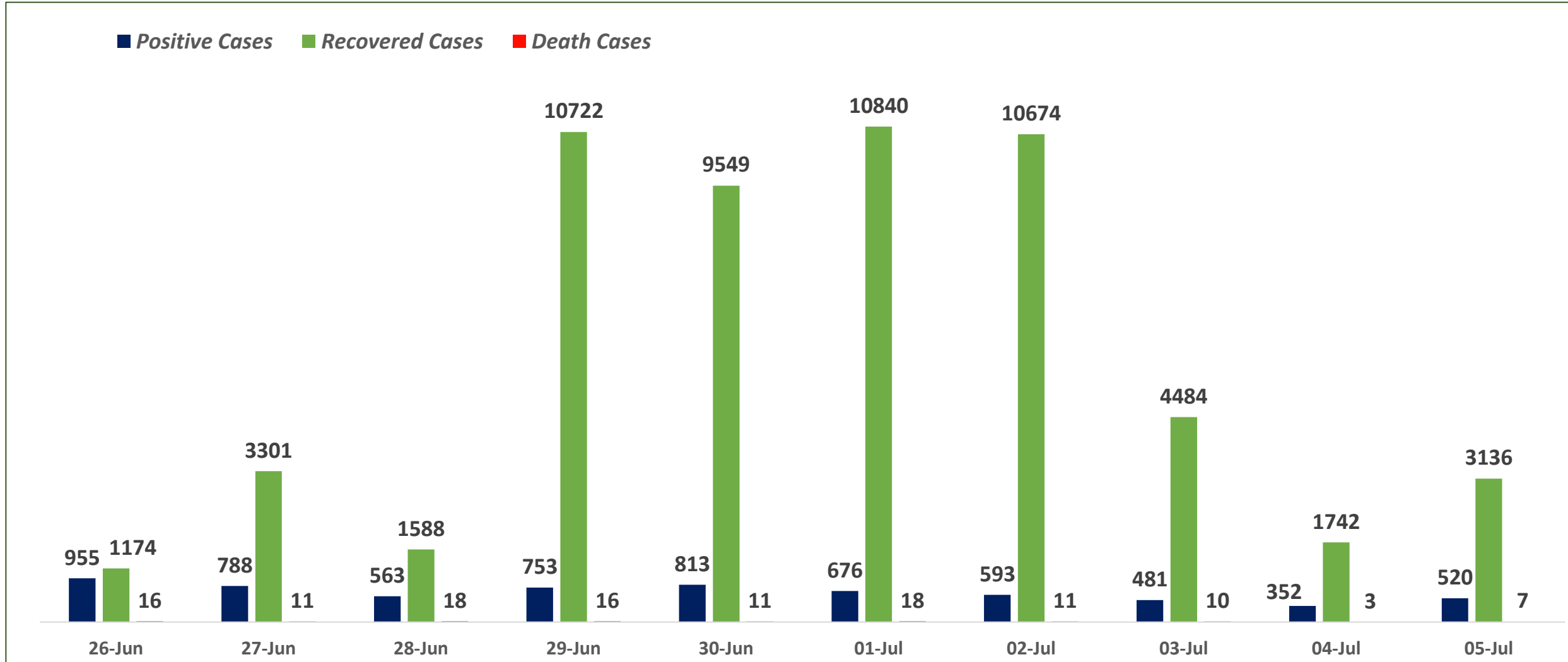


ZONE WISE POSITIVITY TREND IN LAST 10 DAYS





SNAPSHOT OF POSITIVE, RECOVERED AND DEATH CASES OVER LAST 10 DAYS ACROSS BBMP ZONES

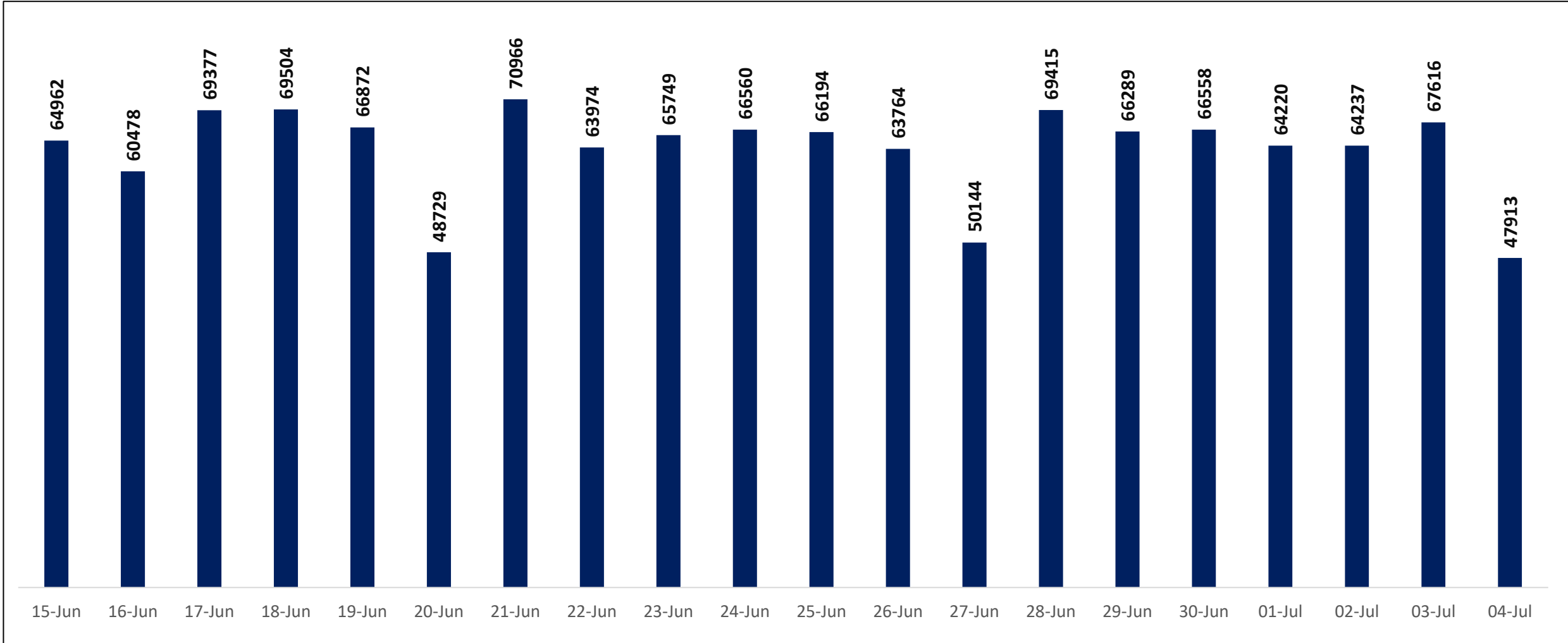




TESTING TRENDS IN BENGALURU

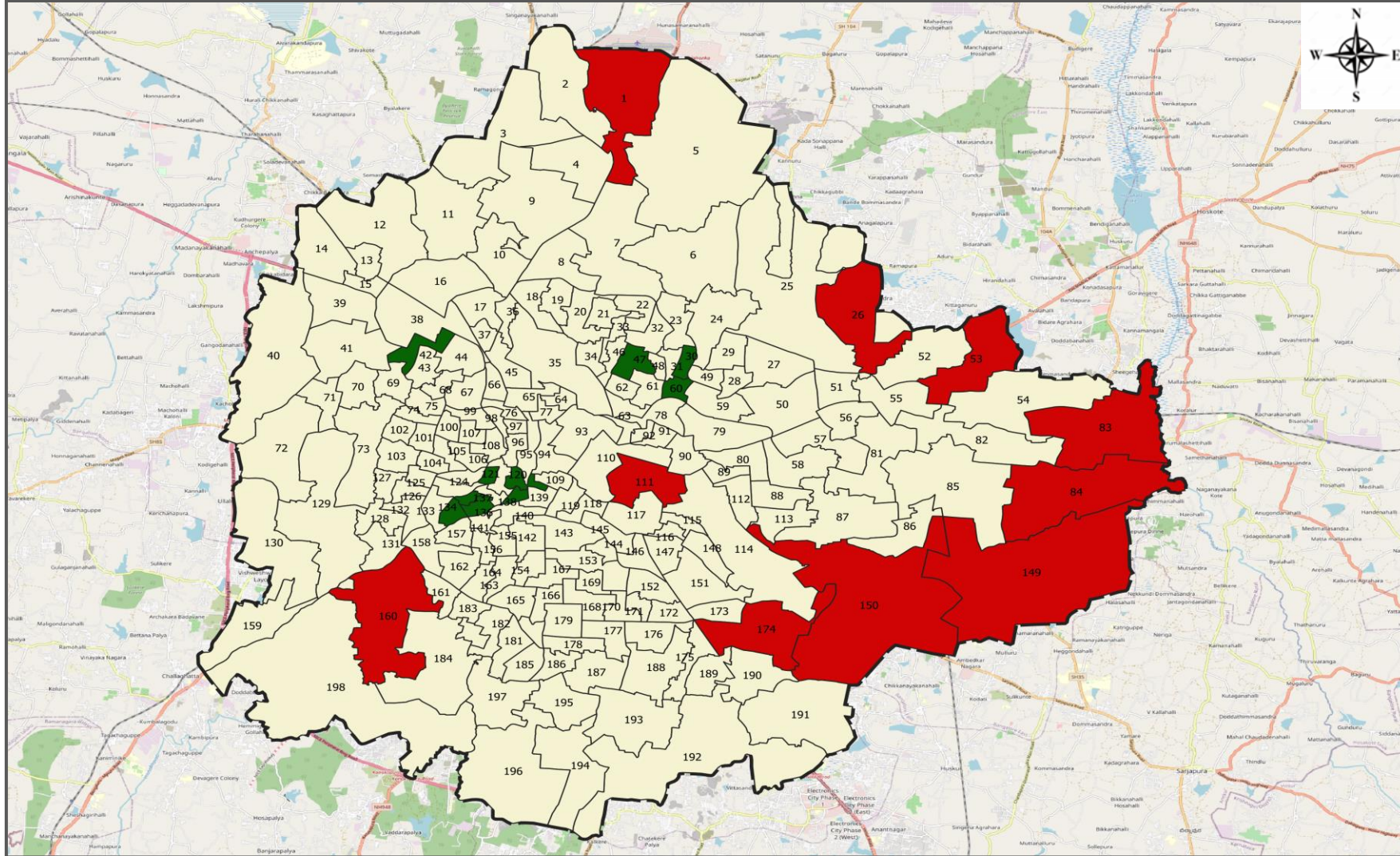


Total Test Conducted Till Date	Test Conducted Last 24 hours
1,50,74,642	47,913





BENGALURU URBAN MAP SHOWING TREND OF POSITIVE CASES IN LAST 10 DAYS



Top 10 wards reporting highest number of positive cases in last 10 days

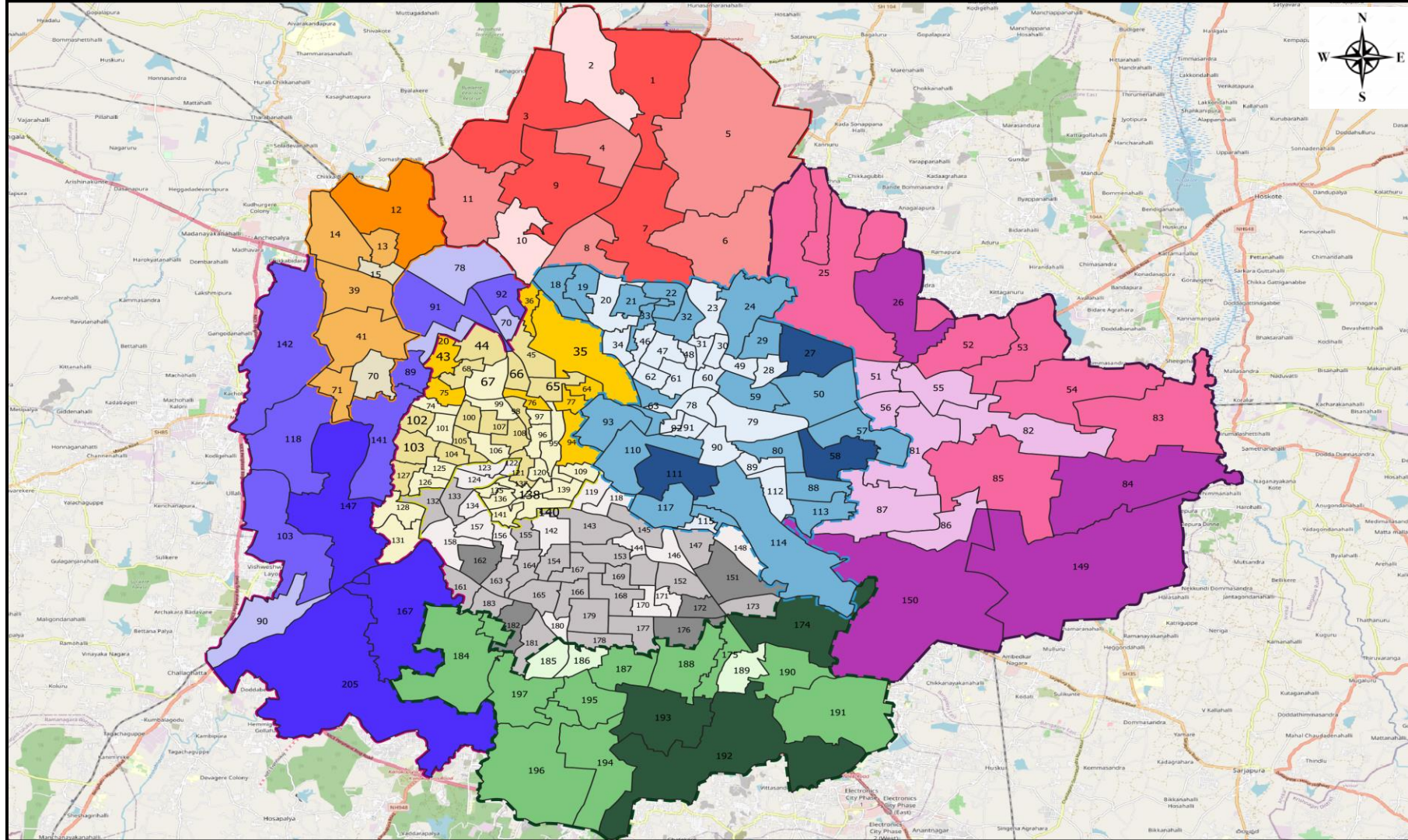
Ward No.	Ward Name
111	SHANTALA NAGAR
150	BELLANDURU
84	HAGADUR
149	VARTHURU
26	RAMAMURTHY NAGAR
83	KADUGODI
174	HSR LAYOUT
160	RAJARAJESHWARI NAGAR
53	BASAVANAPURA
1	KEMPEGOWDA WARD

Top 10 wards reporting least number of positive cases in last 10 days

Ward No.	Ward Name
47	DEVARA JEEVANAHALLI
120	COTTONPETE
135	PADARAYANAPURA
136	JAGAJIVANRAM NAGAR
30	KADUGONDANAHALLI
42	LAKSHMI DEVI NAGAR
60	SAGAYARAPURA
122	KEMPAPURA AGRAHARA
134	BAPUJI NAGAR
138	CHALAVADIPALYA



BENGALURU MAP SHOWING TREND OF WARD WISE POSITIVE CASES IN LAST 10 DAYS



Number Of Cases Reported

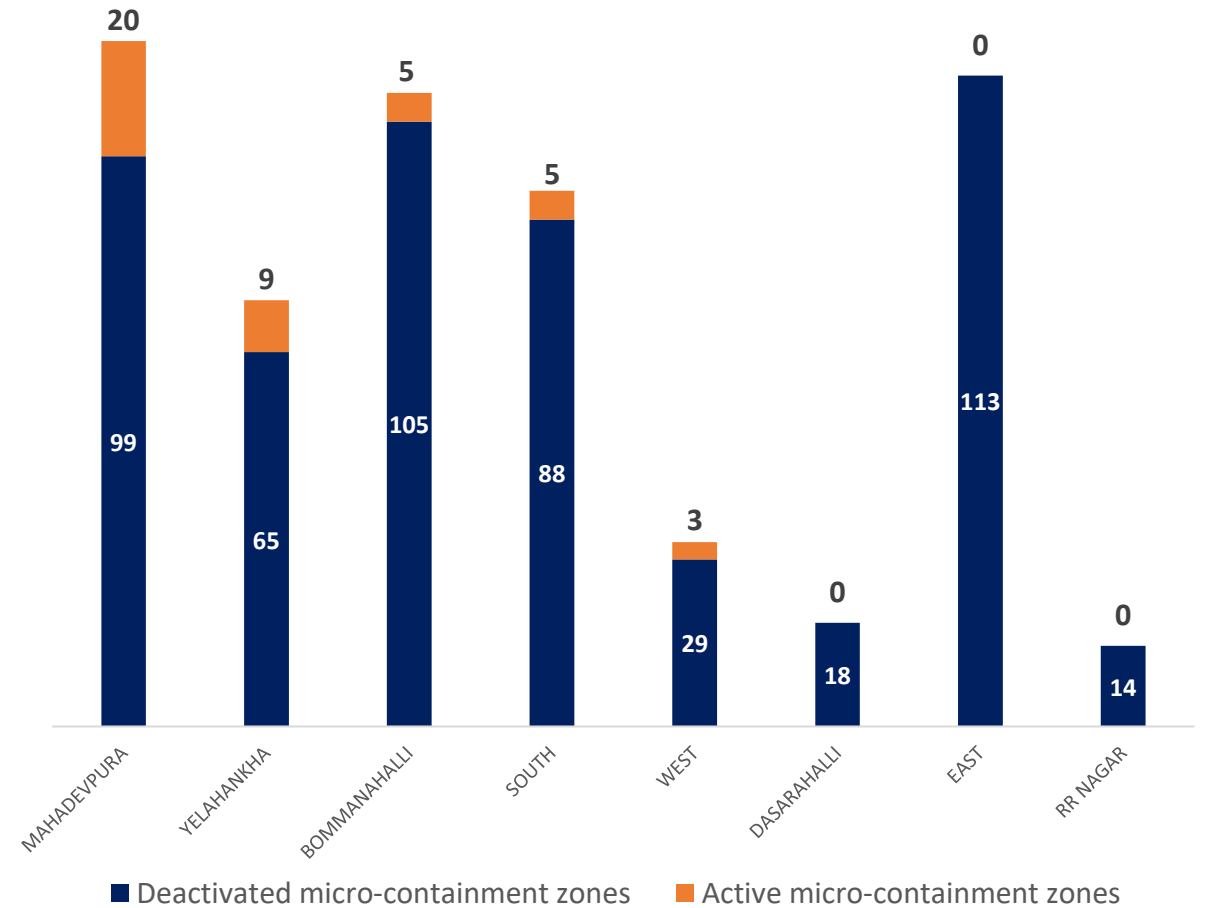
East		Dasarahalli	
0 - 10	10 - 40	0 - 15	15 - 30
>40		0 - 15	> 30
Bommanahalli		RR Nagara	
0 - 25	25 - 50	0 - 20	20 - 40
> 50		0 - 20	> 40
Mahadevpura		West	
0 - 40	40 - 80	0 - 10	10 - 20
> 80		0 - 10	> 20
Yelahanka		South	
0 - 20	20 - 40	0 - 10	10 - 25
> 40		0 - 10	> 25



MICRO CONTAINMENT ZONE DETAILS

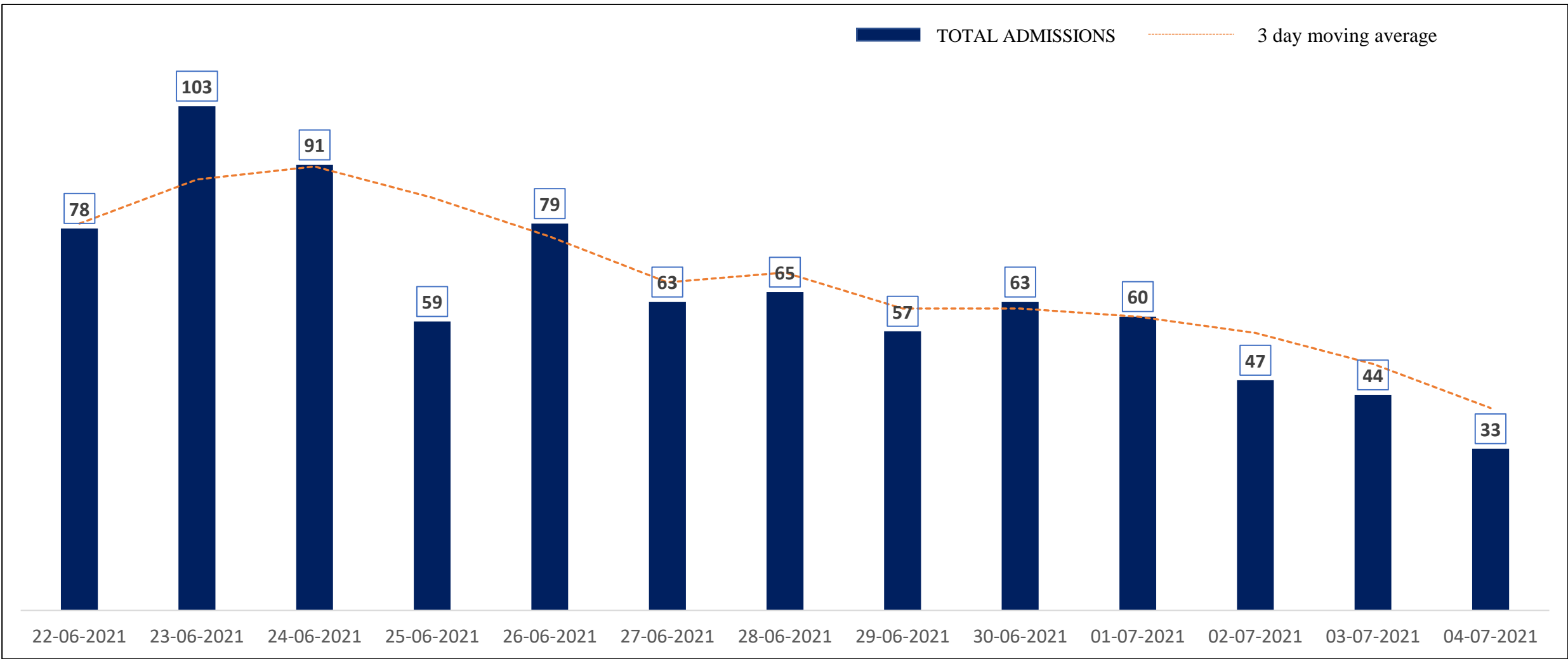


ZONE	Total Declared micro containmnet zones	Total deactivated micro-containment zones	Total active micro-containment zones
MAHADEVPURA	119	99	20
YELAHANKHA	74	65	9
BOMMANAHALLI	113	105	5
SOUTH	93	88	5
WEST	32	29	3
DASARAHALLI	18	18	0
EAST	113	113	0
RR NAGAR	14	14	0
TOTAL	576	531	42





HOSPITAL ADMISSIONS LAST 15 DAYS TREND



* Numbers as per Central Hospital Bed Management System (CHBMS)

* Only Fresh Admissions considered



CCC/TRIAGE CENTRE REPORT – 05.07.2021



ZONE NAME	Total Triage Centres	Triage Details Breakup				Of Today's Triage, Patient Recommended for		
		Triaged till Previous Day	Today's Walk In Triage	Today's MTU Triage	Total Triaged Today	Home Isolation	CCC / MH	Hospital
BOMMANAHALLI	0	798	0	0	0	0	0	0
DASARAHALLI	2	910	2	0	2	1	1	0
EAST	2	457	0	0	0	0	0	0
MAHADEVAPURA	2	1214	1	0	1	0	0	1
RR NAGAR	2	2393	5	3	8	5	0	3
SOUTH	3	1952	2	0	2	0	0	2
WEST	2	676	4	0	4	1	3	0
YELAHANKA	3	1185	0	0	0	0	0	0
TOTAL	16	9585	14	3	17	7	4	6

• data as on 04:00 PM (05.07.2021)

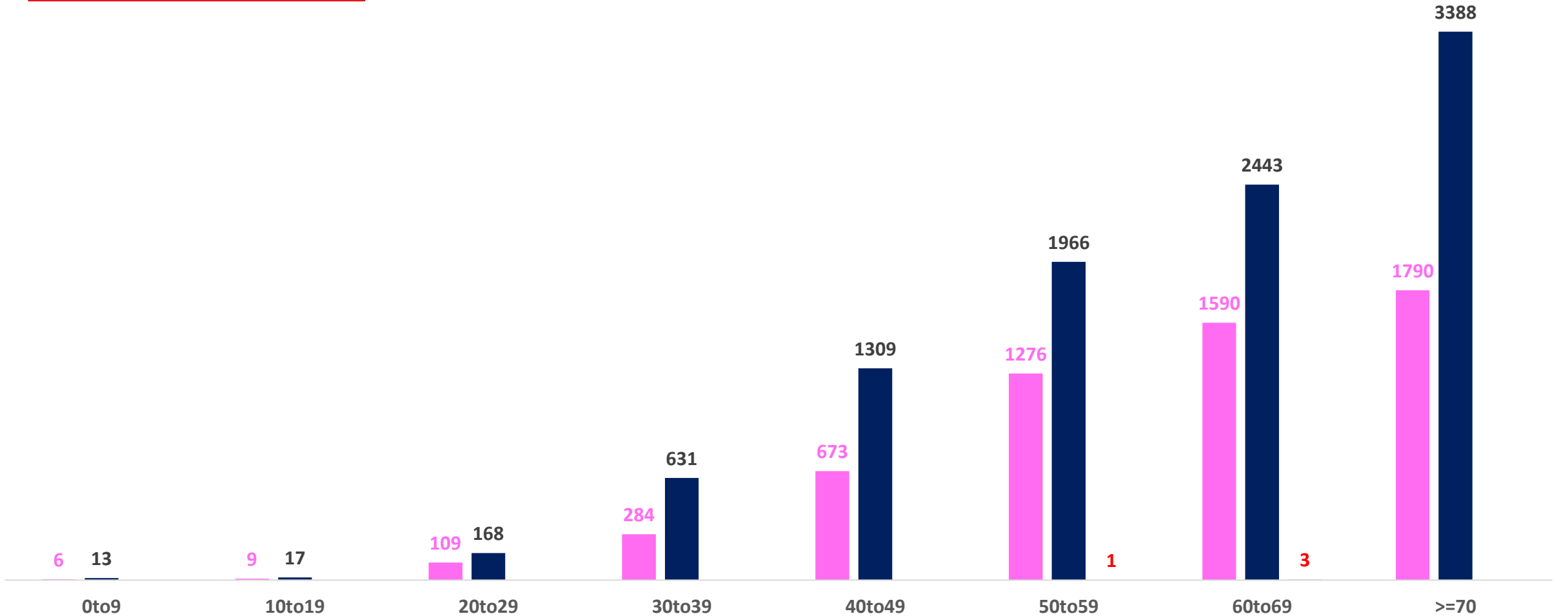


AGE AND GENDER WISE DISTRIBUTION OF DEATH CASES



Death Cases: 15,676

Female Male Transgender





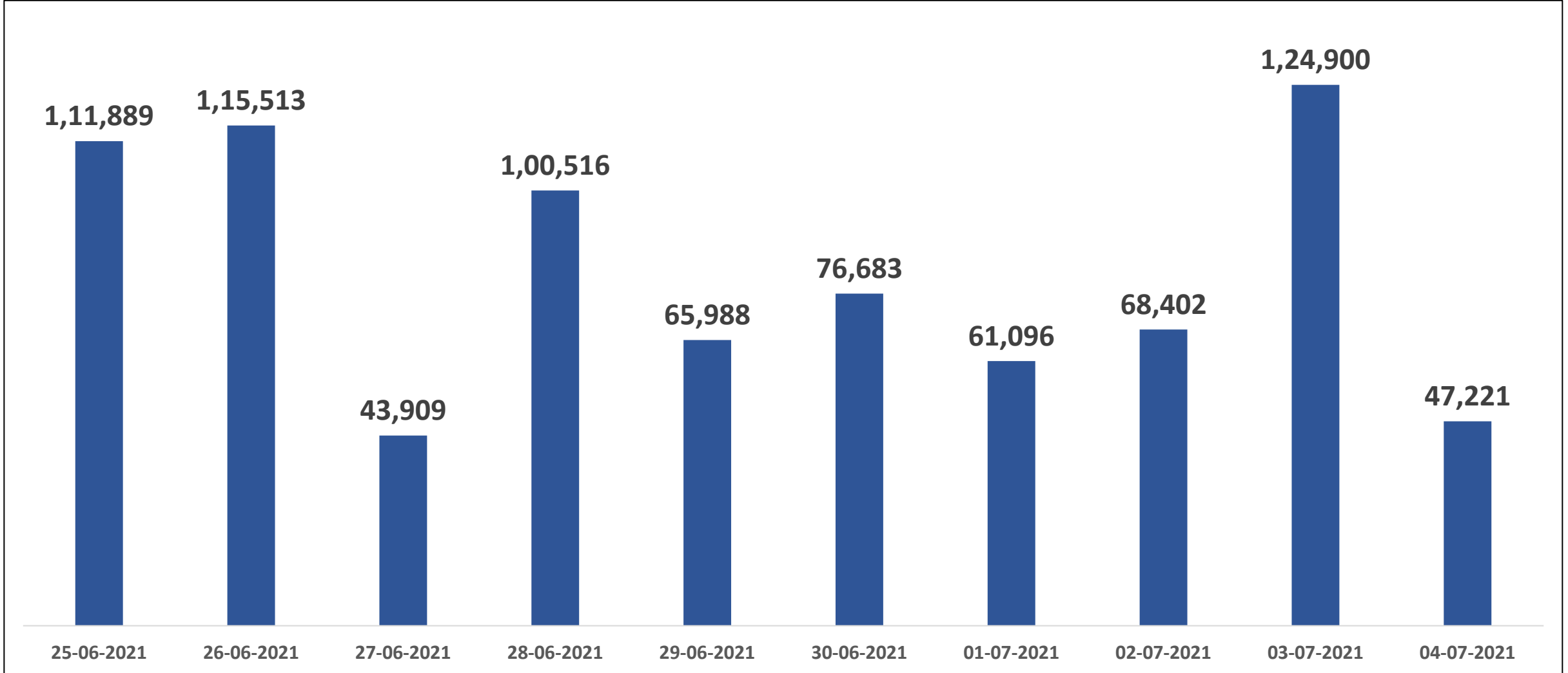
COVID BED STATUS AS ON 05.07.2021



SR. NO.	Facility Type	No. of Hospital	Total Allocated Beds for C+ Patients					Occupied Beds for C+ Patients					Net Available Beds for C+ Patients				
			Gen Beds	HDU	ICU Beds	ICU-V	Total	Gen Beds	HDU	ICU Beds	ICU-V	Total	Gen Beds	HDU	ICU Beds	ICU-V	Total
1	Government Medical Colleges	4	20	621	53	76	770	0	28	9	8	45	20	593	44	68	725
2	Government Hospitals	16	649	208	65	127	1,049	127	43	10	36	216	522	165	55	91	833
3	Private Medical Colleges	12	792	936	136	203	2,067	23	34	23	30	110	769	902	113	173	1,957
4	Private Hospitals	64	656	701	298	169	1,824	149	86	70	78	383	507	615	228	91	1,441
5	Covid Care Centre	16	180	272	-	-	452	63	55	-	-	118	117	217	-	-	334
Total Beds		112	2,297	2,738	552	575	6,162	362	246	112	152	872	1,935	2,492	440	423	5,290



TOTAL VACCINE DOSES ADMINISTERED IN LAST 10 DAYS

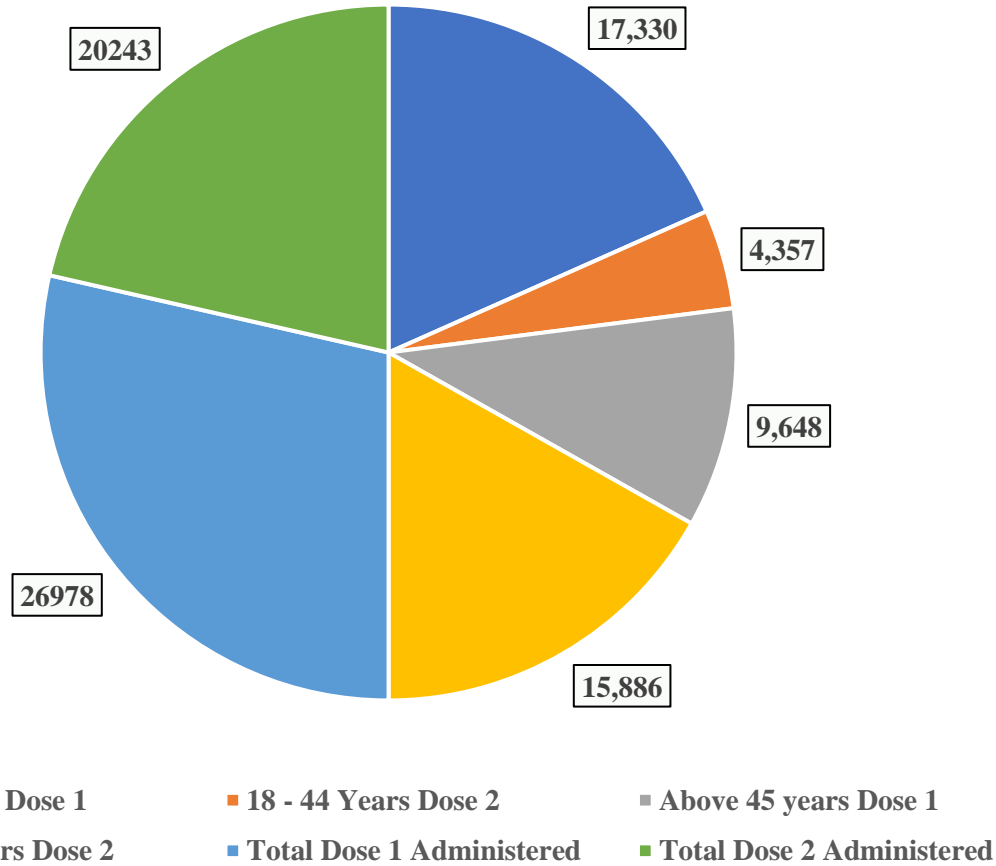




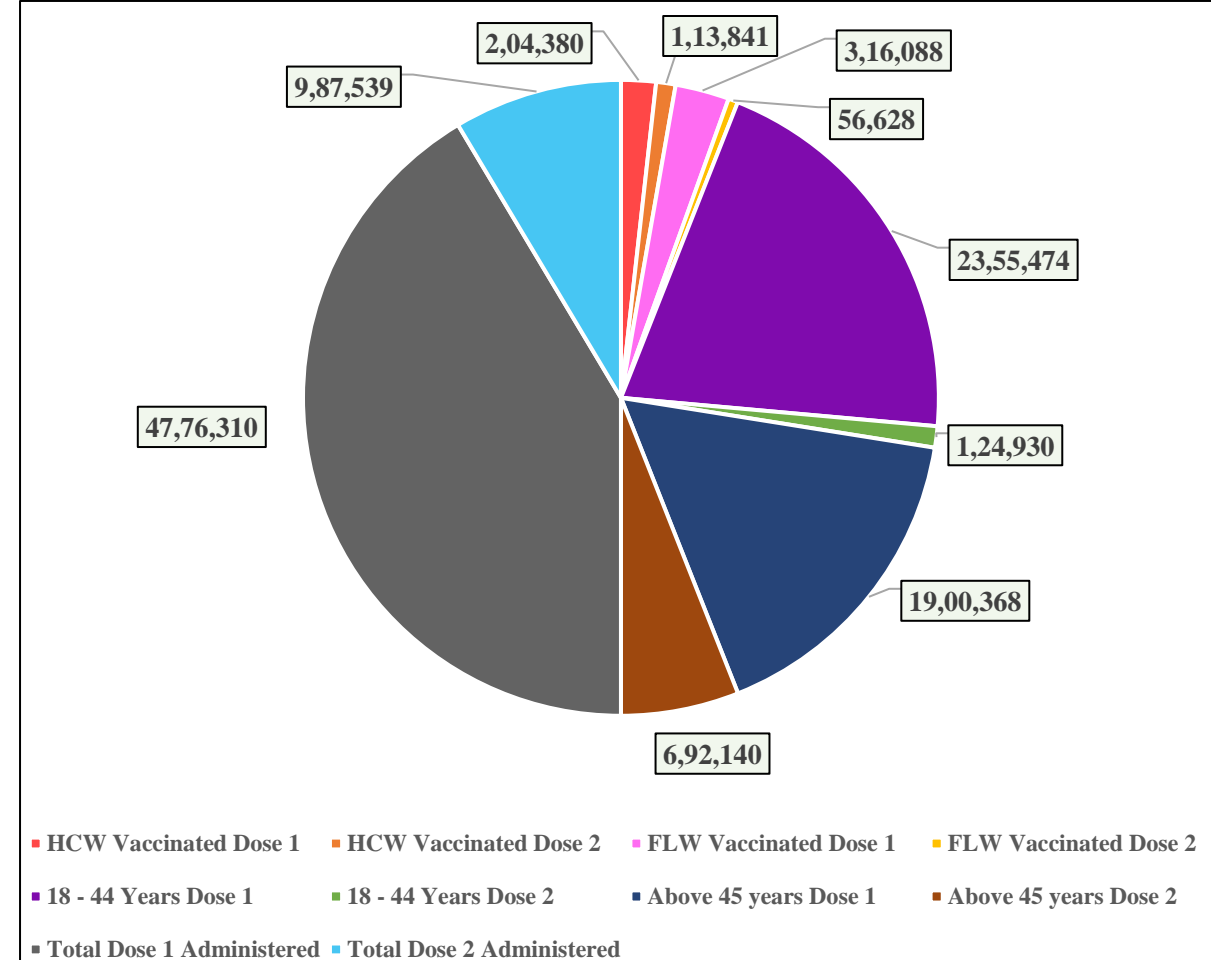
CATEGORY WISE VACCINATION SCENARIO IN BBMP



VACCINATION COVERAGE REPORT ON 05-07-2021



CUMULATIVE VACCINATION COVERAGE REPORT

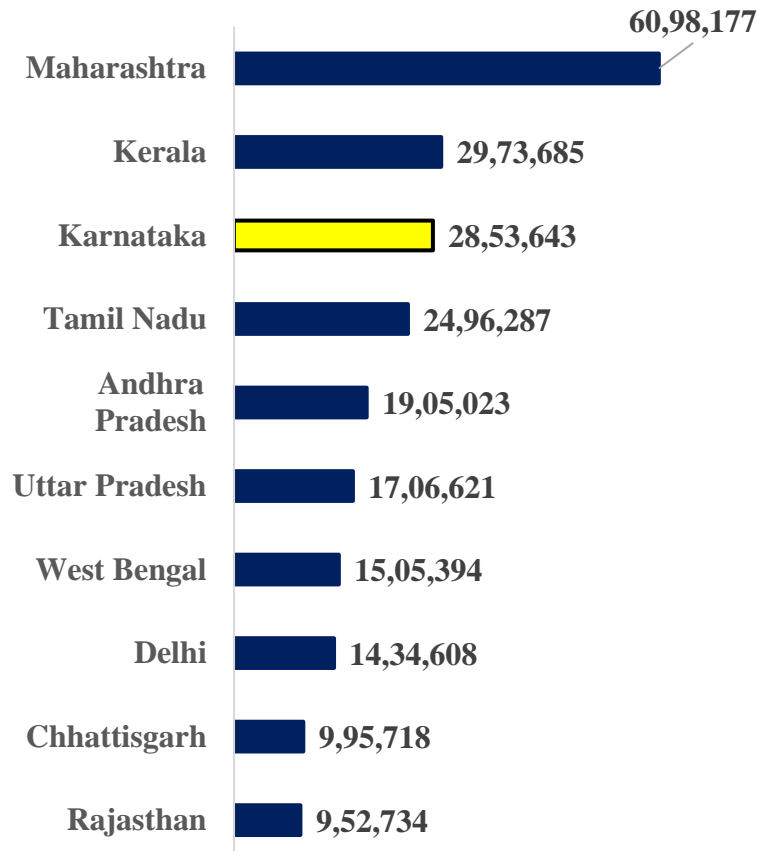




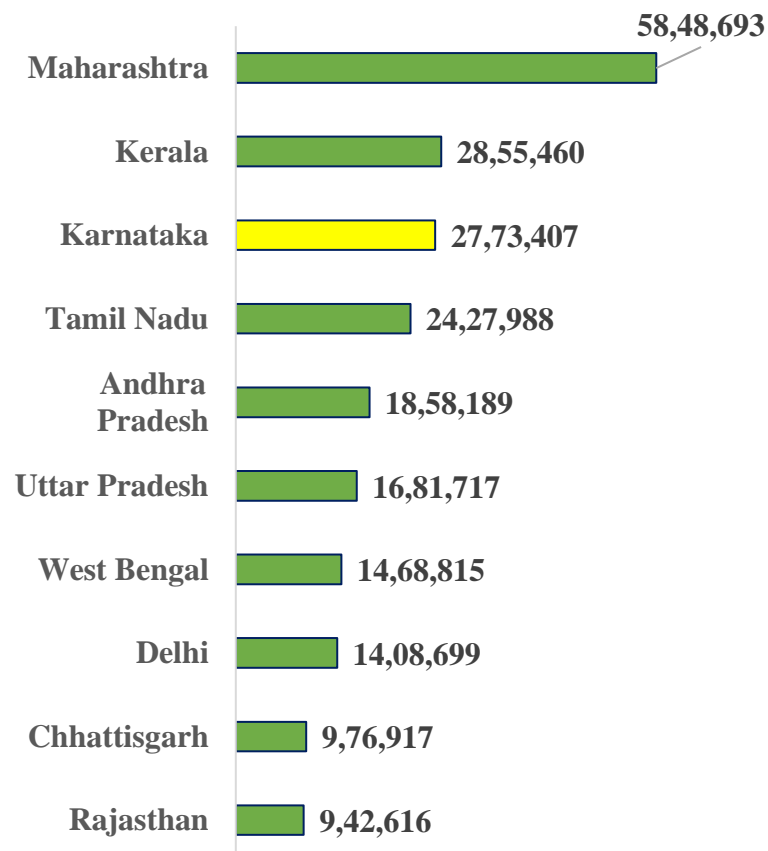
TOP 10 COVID19 AFFECTED INDIAN STATES



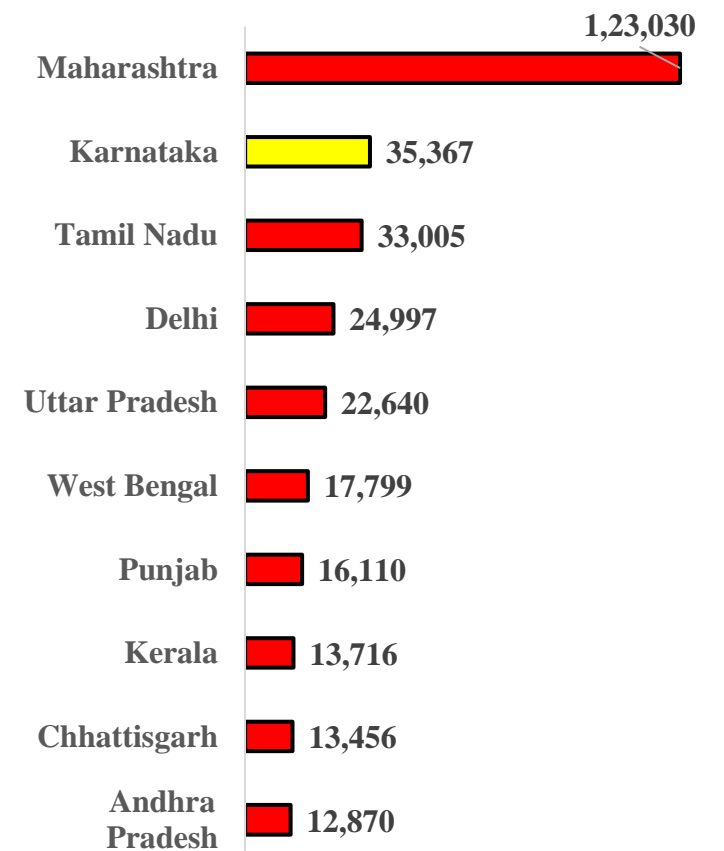
Total Positive Cases



Total Recovered Cases



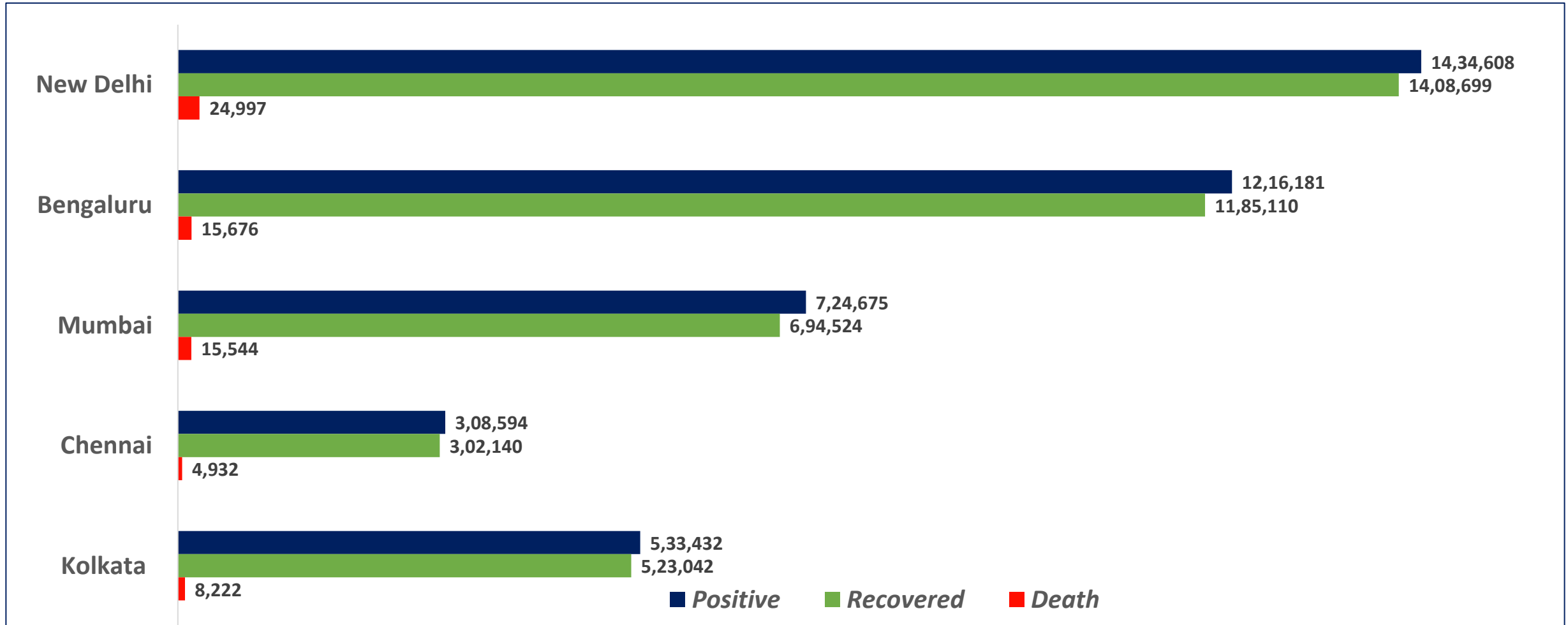
Total Death Cases



Source : <https://www.covid19india.org/> at 6:50 pm (05.07.2021)



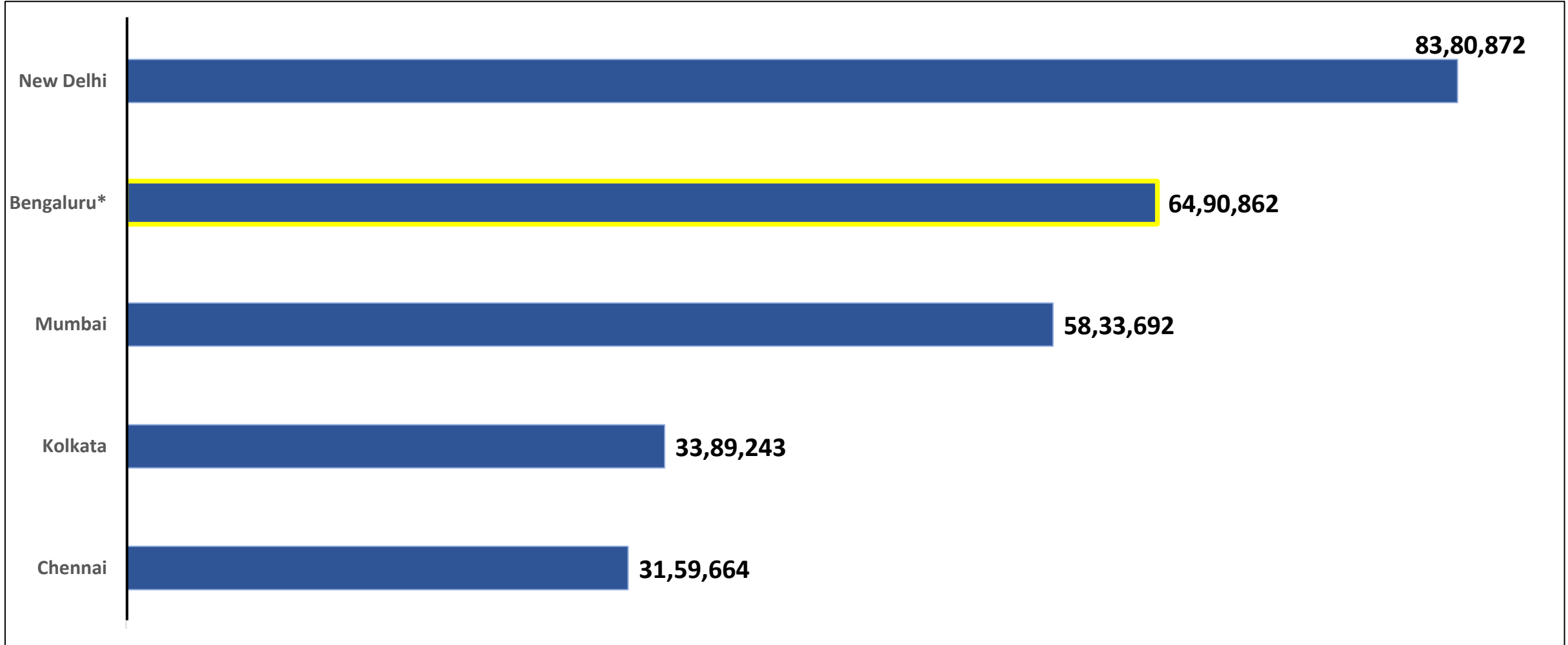
BENGALURU AND OTHER METROPOLITAN CITIES



Source : <https://www.covid19india.org/> at 6:50 pm (05.07.2021)



VACCINE DOSES ADMINISTERED IN BENGALURU AND OTHER METROPOLITIAN CITIES



Source : <https://dashboard.cowin.gov.in/> at 6:40 pm (05.07.2021)

*includes BBMP & Bengaluru Urban



SNAPSHOT OF COVID-19 CASES IN BENGALURU URBAN



**Total Wards With
< =10 Cases* :
61**

**Tests Conducted
On 04.07.2021:
47,913**

**Recovery
Rate:
97.45%**

**Total
Active Cases :
15,395**

**Total Vaccinated on
04.07.2021:
47,221**

**Positivity
Rate* :
0.94%**

**Active
Rate:
1.27%**

**Case
Fatality Rate* :
1.81%**



*Total positive cases In the past 10 days

*CFR and positivity is for Past 7 days



ಬೃಹತ್ ಬೆಂಗಳೂರು ಮಹಾನಗರ ಪಾಲಿಕೆ
Bruhat Bengaluru Mahanagara Palike




Download BBMP Bulletin	https://apps.bbmpgov.in/covid19/mediabulletin.php
For BBMPCovid19 Bed Status:	https://apps.bbmpgov.in/covid19/en/Bedstatus.php
To register for vaccination :	https://selfregistration.cowin.gov.in/
BBMP COVID19 Dashboard:	https://apps.bbmpgov.in/covid19/
Follow us on:	 www.facebook.com/bbmp.comm1/
	 twitter.com/BBMPCOMM


Issued by:


Honorable Chief Commissioner, BBMP
Special Commissioner Health & IT, BBMP
MD, Bengaluru Smart City Limited

THANK YOU !




Department of Health and Family Welfare





Latest Recommendations on COVID-19 VACCINATION



To register for vaccination visit
www.cowin.gov.in

In case of individuals having lab test proven COVID-19 illness, COVID-19 vaccination to be **deferred by 3 months** after recovery

In case of COVID-19 patients who have been given monoclonal antibodies or convalescent plasma, COVID-19 vaccination to be **deferred by 3 months** from discharge from the hospital

In case of individuals who have received atleast the 1st dose and got COVID-19 infection before completion of the dosing schedule, the **2nd dose should be deferred by 3 months** from clinical recovery from COVID-19 illness


Persons with any other serious general illness requiring hospitalisation or ICU care should also **wait for 4-8 weeks** before getting the COVID-19 vaccine

• An individual can donate blood after 14 days of either receipt of COVID-19 vaccine or


• Testing RT-PCR negative, if suffering from COVID-19 disease

COVID-19 vaccination is recommended for all pregnant and lactating women


There is no requirement for screening of the recipients for Rapid Antigen Test (RAT) prior to COVID-19 vaccination




Wear Mask



Follow Physical Distancing



Maintain Hand Hygiene



Get yourself voluntarily vaccinated

If you have fever, cold, or any COVID-19 like symptoms, call the Apathmitra Helpline 14410 or Bengaluru COVID Helpline 1912

For more details please visit the nearest Health Care Centre or call **24X7 Health Helpline 104**

"To protect and improve the natural environment including forests, lakes, rivers and wildlife, and to have compassion for living creatures."
- is the fundamental duty of every citizen of our Country, enshrined in the Constitution.

Health For All, Health Everywhere